

Digitized by the Internet Archive
in 2011 with funding from
National Library of Scotland

<http://www.archive.org/details/acompositemusicv01rugg>

175

8

1753

x

1754

Received of Mr. J. C. 1768

100

100

100

67 9701 35
COUNTRY DANCES SELECTED
As Perform'd at Court and all Publick
Assemblies and Entertainments.
For the Harpsicord, Violin, German Flute, or Hoboy.
with proper Directions to each Dance.

PART I

Price 6^d

London. Printed for I. Walsh in Catharine Street in the Strand.

Of whom may be had

Minuets for his Majesty's Birth Day and 24 Country Dances for the Present Year


II. Caledonian Dances, being all the Celebrated Scotch and English Country Dances now in Vogue, for the Harpsicord and Violin, in 8 Books, Each 2^s 6^d.

III. The Compleat Country Dancing Master, containing upwards of 1200 Old and New Country Dances Bound in 6 Volumes, Each 3^s 6^d

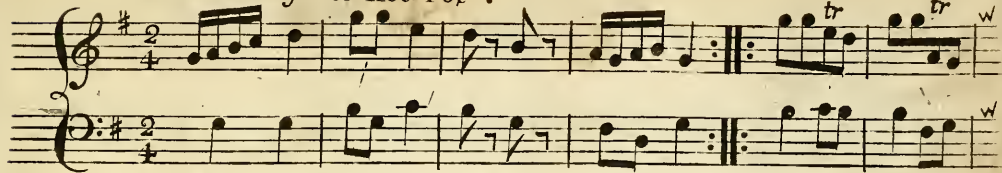
IV. Select Minuets by M^r Handel, Haffé, Wiedeman, Pasquali, St Martini, for ^ey Harpsid & Violin, 3 Vol. each 3^s 6^d

V. Haffé's Comic Tunes to all the Opera and Theatre Dances for the Harpsicord and Violin, 6 Vol.


VI. Apollo's Banquet, a Favourite Collection of Song-Tunes for a German Flute and Bass, 2 Vol.



2 5
The Laundry . or Hot Pot .


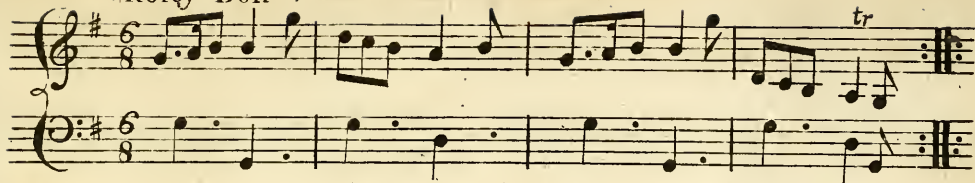


The First Cu. cast off one Cu. and turn $\hat{=}$ Cast off another Cu. and turn $\hat{=}$ Lead up to the top foot it and cast off $\hat{=}$ Hands round four with the Third Cu. Right and Left at top $\hat{=}$




Rofey Doll

3



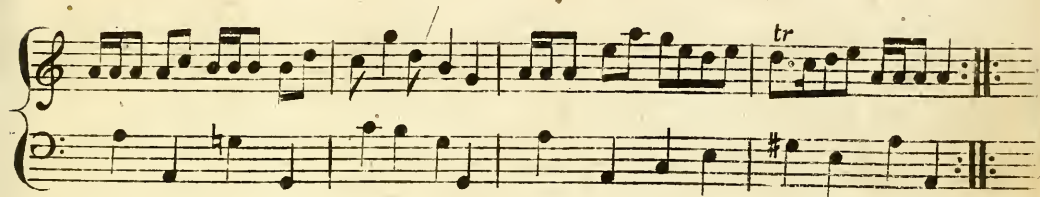
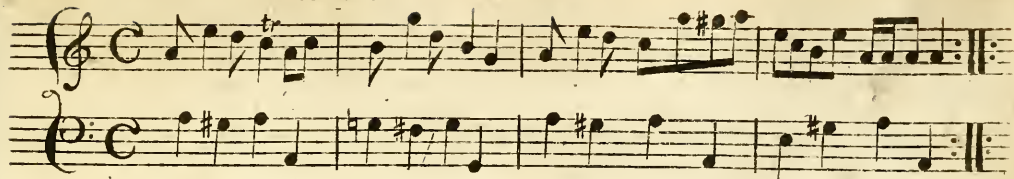
The First and 2d. Cu. foot it and turn round Single ♪ The same back again ♪
 Right hands acrofs ♪ Left hands acrofs ♪ The 1st Cu. foot it to the 2d Wo. But not
 turn ♪ The same to the 2d Man ♪ Cross over one Cu. ♪ Right and Left ♪

3



I'll be Married .

4



Right hands across at top Cast off and Left Hands across at Bottom
Lead thro the Bottom and cast up Right and Left at top Set Cor-
ners and turn and Lead outfides and turn .

4



Marybone Assembly

5


Musical score for Marybone Assembly, measures 1-8. The score is in 12/8 time, key of D major (two sharps). It consists of two systems of grand staves. The first system has a treble staff with a trill (tr) in measure 5 and a bass staff. The second system has a treble staff with trills (tr) in measures 5 and 7, and a bass staff. The piece ends with a double bar line and repeat dots.

The 1st Cu. hey contrary fides ♩ then on your own fides ♩ lead down one Cu. up again and cast off ♩ hands round Six ♩

Handwritten signature or initials.

Jenny's Delight

6




The 1st Cu. casts off one Cu. hands round four with the 3d Cu. \therefore cast up, hands round four with the 2d Cu. \therefore cross over two Cu. \therefore lead up to the top and cast off \therefore turn corners with your Right hands, your Partner with your Left \therefore lead thro' the 3d Cu. and cast up \therefore lead up to the top and cast off \therefore

6

VL


Dick's Fancy



The 1st Man leads his Partner down, and brings up the 3d Wo. the 3d Man brings up the 3d Wo. and takes his Partner down crosses over one Cr. and turn foot it all four. Right and Left at top

Fanny's Delight

8

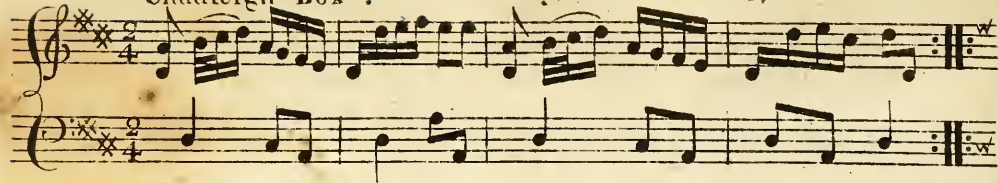


The 1st 2d and 3d Cu^s foot it, and hands round Six — the same back again —
 foot it Six and change sides, the same back again — cross over two Cu. lead
 up to the top and cast off ::

8




Chudleigh Box .



First Cu. foot it and cast off two Cu. : Lead up to the top & cast off :
 Hands round four with the Third Cu. : Right and Left at top : foot
 it Corners and turn : Lead outsidcs and turn :

The Nineteenth of May

10 11




The First and Second Cu. foot it Right and Left half round ♪ The same
Back again ♪ Lead down one Cu. up again and cast off one Cu. ♪ Hands
round all Six ♪

10



Ups and downs


//



Cast off two Cu. ♪ Lead up to the top and Cast off ♪ Hands round
four with the Third Cu. ♪ Right and Left at top ♪

//

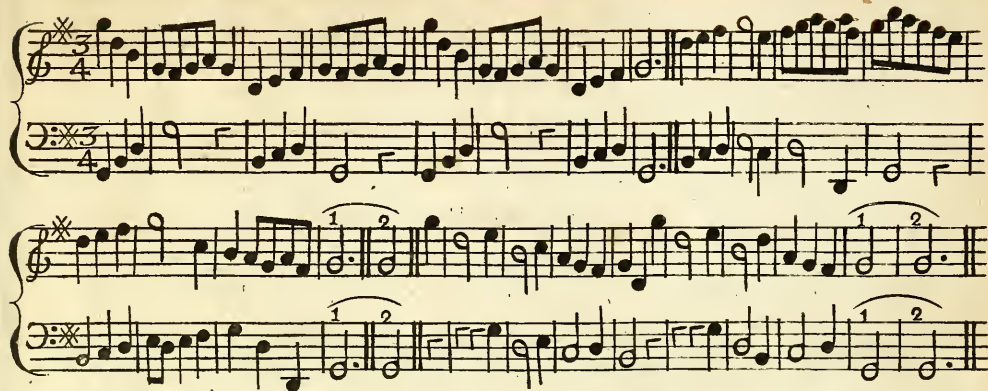
New Hessian Camp



The two 1st Cu. foot it and change sides, back again, cross over two Cu. lead up to the top, foot it corners, and lead out at the sides.




Schwabe, or Heffian Dance



First and 3d Cu. change Places, back again, cross over and half figure
 2d Cu. do the same, cast off windmill fails with the 3d Cu. foot it
 with your Partner and turn Right and Left with the 1st Cu. foot it
 and turn.




The Gyplies



First Cu. cast off. 1st Man turns the 3d Wo. with his Right hand. 1st Wo. turns y
 2d Man at the same time with her Right hand. 1st Cu. keep the contrary side,
 lead thro' the 3d Cu. and cross over up to the top. 1st and 2d Cu. hands quite
 round. 1st Cu. cast off. turn the other corner with your Right hand & turn your
 Partner with your Left hand.



Saintis Huffars



First Man turns the 2d Wo. with his Right hand, then turns his own Partner with his Left hand: their Partners does the same: 1st Cu. Gallops down the middle, Gallop up again and cast off: 1st and 2d Cu. Right & Left quite round.




M^c Farland's Reel



First and 2d Cu. foot it all four and Right hands across quite round
 foot it and Left hands back again :: Gallop down one Cu. up again and
 cast off :: hands round Six ::



The Parks of Kilburnie



First Man turns his Partner with his Right hand and cast off one Cu. ∴
 turn with your Left hands, the Man fall in between the 3d Cu. and the Wo.
 between the 2d Cu. ∴ Foot it three at top and bottom and turn ∴ lead
 up to the top, foot it and cast off ∴



Leith Wynd



First and 2d Cu. foot it, and Right hands and Left half round : the same
back again : cross over two Cu. lead up to the top, foot it and cast off :
hands round four with the 3d Cu. Right hand & Left at top :



Hay Jenny come down to Jock




First Cu. foot it to the 2d Wo. but not turn ♪ the same to the 2d Man ♪
 cros over one Cu. and turn, lead up to the top and cast off ♪ lead thro'
 the 3d Cu. and cast up into the 2d Cu's Place, Right & Left at top ♪





Woo'd & Married & aw






The 1st Cu. cast off one Cu. and hands round with the 3d Cu. ♪ cast up again
and hands round with the 2d Cu. ♪ Gallop down one Cu. up again & cast off
♪ Right hands and Left



Cadgers in the Conongate



First Cu.hey contrary fides ♩ then on your own fides ♩ the 1st Cu.foot it to the 2d Wo.and turn her ♩ the same to the 2d Man ♩ the 1st and 2d Cu.foot it and Right hands acrofs ♩ Foot it and Left hands acrofs back again ♩ crofs over one Cu. and turn ♩ Right and Left at top ♩

1. The first part of the book is devoted to a general introduction to the subject of the history of the English language.


2. The second part of the book is devoted to a detailed account of the development of the English language from its earliest forms to the present day.

3. The third part of the book is devoted to a study of the influence of foreign languages on the English language.

4. The fourth part of the book is devoted to a study of the influence of the English language on other languages.

5. The fifth part of the book is devoted to a study of the influence of the English language on the culture of other countries.

A Trip to Kew



Cast off two Cu. ♪ cast up again, cross over two Cu. ♪ Lead up to the top foot it
and cast off ♪ Foot it corners and turn ♪ Lead outlides and turn ♪

